

# CHURCH OF IRELAND CENSUS 2013

General Synod  
2015

Statistics for Mission

**A summary of the salient findings of the Church of Ireland  
Census conducted in November 2013, presented to General  
Synod 2015.**

# CHURCH OF IRELAND CENSUS 2013

## Statistics for Mission


### Background

The Church of Ireland undertook its first census of the worshipping population in November 2013. The census included information gained from asking those attending worship in Church of Ireland churches on three Sundays in November. Those attending (whether Church of Ireland or not) were asked to fill out an anonymous card giving their gender and age. Parents and guardians were asked to fill out cards on behalf of their younger children.

The figures have been analyzed by Dr Bev Botting, Head of Statistics with the Church of England, for whose assistance and constructive suggestions we are extremely grateful.

The information learned will guide the Church in decision making in the years ahead but the figures will become particularly valuable when censuses are conducted in future years and we will be in a position to evaluate long term trends and patterns in worship. It is intended to conduct the next census in 2016 to coincide with the National census in the Republic of Ireland that year and every 5 years thereafter which will coincide with censuses due to take place in both jurisdictions in 2021.

Following are some of the major findings from the 2013 census.

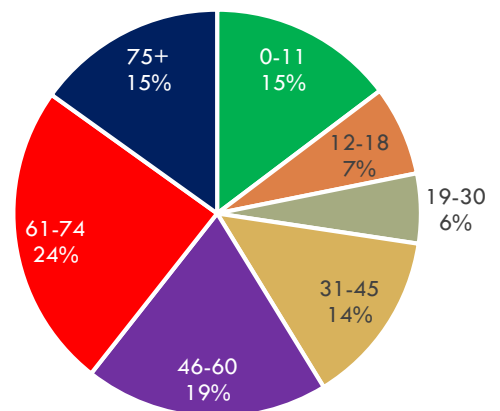


### Gender Profile of worshippers

Amongst the worshippers surveyed on the three Sundays in November 2013, females outnumbered males in every diocese. In the Church of Ireland as a whole, 57% of worshippers were female and 43% male.

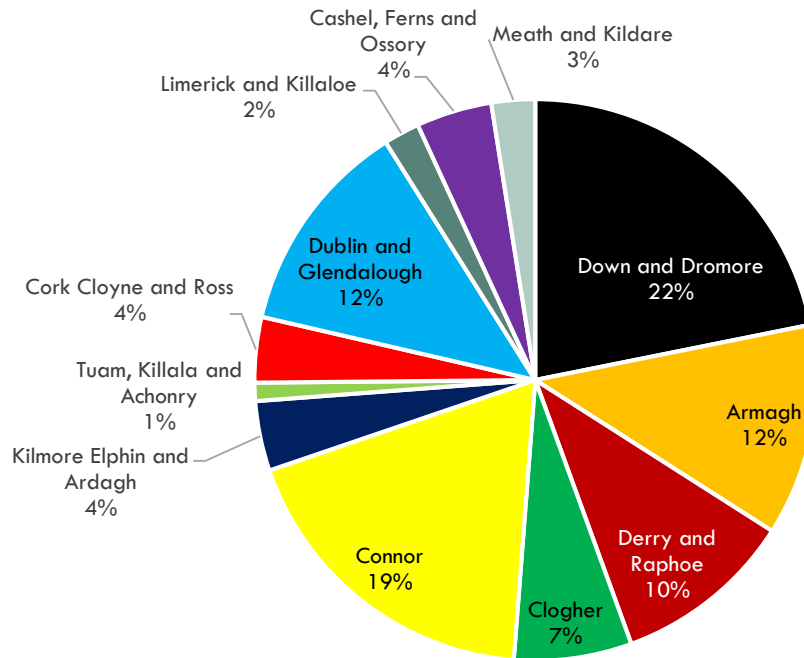
### Age Profile of worshippers

The pie-chart opposite shows the age profile of worshippers surveyed in Church of Ireland churches on the three Sundays in November 2013.



## Where Church of Ireland People Worship

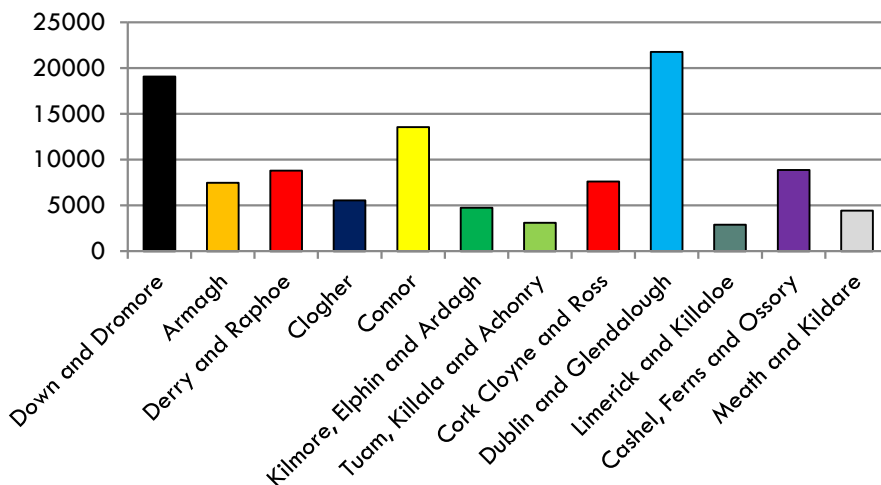
The pie chart below shows where Church of Ireland members attended Church over the three Sundays surveyed in November 2013. Unsurprisingly, the largest numbers attended Church in the Church of Ireland dioceses with the largest population.



## Attendance as percentage of the overall population

The average attendance figure over the three Sundays was just over 58,000, approximately 15.5% of the Church of Ireland population as defined by the ROI and UK census results of 2011. Though the % attendance varied greatly from diocese to diocese, the % attendance in Northern Ireland as a whole and the Republic of Ireland as a whole was identical (15.5% in each case).

## Attendance - Christmas Eve/Day 2012



About 108,000 persons attended services on either Christmas Eve or Christmas Day in Church of Ireland churches in 2012 (about 29% of the overall Church of Ireland population). It may be that future censuses will take account of attendance at carol services in the lead up to Christmas Eve.

## Attendance Easter 2013

Clergy were also asked to record the attendance on the previous Easter Day. About 76,000 persons attended services in Church of Ireland churches on Easter Day in 2013 (about 20% of the overall Church of Ireland population).



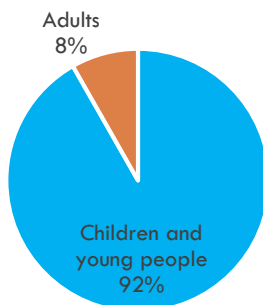
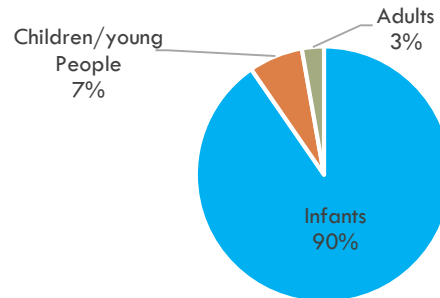
## Occasional Offices

Every year the Church of Ireland is privileged to be with thousands of individuals and families at key moments.

### Baptisms:

Overall there were an average of 3,700 baptisms per year in the Church of Ireland.

Clergy were also asked to indicate the numbers of baptisms that were conducted on infants (defined as aged 0-3), children and young people (4-17) and adults (18+). The pie chart shows the percentages of baptisms for each of those age groups for the Church of Ireland as a whole.



### Confirmations:

Overall there were an average of 2,300 confirmations per year in Church of Ireland churches.

Clergy were also asked to indicate the numbers of persons confirmed that were under 18 years of age or over 18 years of age. The pie chart shows the percentages of confirmations for each of these age groups for the Church of Ireland as a whole.

### Weddings:

Overall there were an average of 1,300 weddings per year in Church of Ireland churches.



### Funerals:

In the same period there were an average of 3,500 funerals per year in Church of Ireland churches.

### Ratio – Baptisms/Funerals:

Contrary to popular perception, the Church of Ireland conducts slightly more baptisms in an average year than funerals (3,700 baptisms to 3,500 funerals).